



























Financial Enhancement GL-PCR (HUIT Jira)

















JQL Query: project = FMS AND issuetype = Story AND "Epic Link" = FMS-122 AND status != Closed AND "FMS Modules[Select List (multiple choices)]" =GL-PCR ORDER BY status ASC, priority DESC, key ASC














Sorted by: Status ascending, then Priority descending, then Key ascending

1–28 of 28 as at: 17/Jan/24 2:26 PM

T	Key	Summary	Description	Status	P
	FMS-1847	GL-PCR Map fields back to oracle	Load the Batch Created by and Batch Submitted by (Created by being the highest priority) fields into Oracle G/L.	TO DO	
	FMS-1848	GL-PCR Remove security check from Mass Adjust	<p>Remove security check from the mass adjust feature. The Mass Adjust feature checks the user's security and blocks the addition of COAs to which the user does not have access. The Mass Adjustment screen does a security check within that form. Users would like this removed/changed to be able to create Inter-tub journals (not submit) which would be approved by someone with security to submit.</p> <p>The Standard Adjustment screen does the security check when the Validation or Submit button is clicked. If a user wishes to make a COA change, they may do so line by line regardless of security. But, they cannot submit unless they have the Inter-tub security.</p>	TO DO	
	FMS-3598	GL-PCR do not allow Submit for closing accounting period	<p>As a user I want to know when submitting a journal that the accounting period is no longer accepting journals. I propose there is a new System Profile Value which has the accounting period and a date/time in which the user can no longer submit.</p> <p>On submit, check this new Profile Value - if the period matches the user would get an error message "This accounting period is no longer accepting journals. Please update the effective date of this journal to another month and re-submit."</p> <p>New Profile value example: DEC-22 12/9/2022 08:30:00</p> <p>This would replace the GL Blackout check which is currently in place.</p>	TO DO	
	FMS-4190	GL-PCR Balance High Cost Mass Adjustments	The GL-PCR has a problem when large quantities are adjusted. IT appears as though (behind the scenes) the tool is taking the dollar value entered by the user and converting it into a percentage. This conversion is causing the dollar value entered by the user to be changed by the tool when the Mass Adjustment is actually applied. As a result the dollar values are not as expected and users that do not carefully review their adjusted lines are	TO DO	

T	Key	Summary	Description	Status	P
			liable to submit an inaccurate adjustment.		
	FMS-1108	GL-PCR Define Requirements for Mass Adjustment Excel Upload	Need to define the Requirements for the GL-PCR Mass Adjustment Excel Upload. It will use all the same functionality today in GL-PCR, EXCEPT there will be a download (which exists today), then an upload function for Mass Adjustments. The entry will still validate through GL-PCR, and be submitted, this allows all the security to continue to work as built.	TO DO	
	FMS-1831	GL-PCR Map the non-payroll GL DFF fields	Have all of the GL DFF fields mapped so the GL-PCR tool can be used for all adjustments.	TO DO	
	FMS-1832	GL-PCR Add an Effective Date column	Show the Effective date column in the "Selected Adjusted Lines" section when making an adjustment.	TO DO	
	FMS-1833	GL-PCR Ability to use original HART line description	Line descriptions currently default to the batch description entered in the GL-PCR tool, a request has been made to use the original line description from the HART Report (Reg/OT/VAC)... Could pull the description from the original transaction and default the line description to it.	TO DO	
	FMS-1835	GL-PCR Appearance of HUID Name & ID	Add HUID Name & ID columns to the "GL Adjustment - Details" section of the batch to simplify the review process.	TO DO	
	FMS-1836	GL-PCR Employee HUID DFF	Currently GL-PCR transactions acting on stipend and tuition object codes do not transfer the employee HUID. It would be helpful if this information was carried along with the adjustment as it is commonly used in HART.	TO DO	
	FMS-1837	GL-PCR Add the ability to select multiple or select all lines for removal	Currently users must remove one line at a time. This becomes tedious when a user needs to remove lines from a batch with hundreds of lines. This ability should only be available when a batch's status is "in-process".	TO DO	
	FMS-1838	GL-PCR Batch description update when saved	Add the option to automatically update line descriptions after the batch is saved and the batch description is then updated.	TO DO	
	FMS-1843	GL-PCR Add multiple	On search results screen, add the ability to filter by multiple items per column. Currently	TO DO	

T	Key	Summary	Description	Status	P
		searching filters	you may filter each column by one item.		
	FMS-2201	GL-PCR Fringe based on PWP and not Effective Date	Need to change the Fringe calculation so it is based upon the period of work performed. Currently it classifies transactions as prior/current FY based upon the fiscal year of the effective date.	TO DO	
	FMS-2240	GL-PCR Delete the batch Enhancement	Add option for users to delete the batch via a Batch Delete button. If there are lines in the batch, a pop-up will ask user to remove the lines from the batch. And if there are no lines left, the batch is deleted without a pop-up..	TO DO	
	FMS-2241	GL-PCR Unsubmitted batch line release	Add concurrent program to remove all lines from batches that have not been updated for a specified time period. The time period would be a runtime parameter in the program.	TO DO	
	FMS-3666	GL-PCR Clearly Show Batch IDs in "Your Recent Batches"	As I user, I want to be able to see the batch IDs for my recent batches without having to enter the search page. Attached is a screenshot of how the batch IDs are currently being covered by long batch names. See attachment for example screen shot.	TO DO	
	FMS-3898	GL-PCR COA Description missing in Mass Adjust tool	In the past, the Mass Adjust tool provided a segment description for each COA segment entered. The tool should provide the description again.	TO DO	
	FMS-3960	GL-PCR Add the original batch name to reversal batches	Adjusters are currently unable to identify the originating batch for GL-PCR reversals from within the GL. The GL-PCR batch ID should be appended to the GL Batch Description of reversals.	TO DO	
	FMS-4169	GL-PCR Block the deletion of lines from submitted batches	We are experiencing GL rejections from Oracle when a batch is submitted and all of it's selected lines are deleted prior to the batch being imported by the GL. This behavior is possible during a short timeframe, between when the batch is submitted in the GL-PCR and when the GL import runs. By deleting the lines, existing data from the GL-PCR tables is also cleared. Then when the GL import runs every 30 minutes, there is no data associated with the batch in the tables. The error we get is the import is rejected because it is "does not contain any lines, 2 or more lines".	TO DO	
	FMS-5941	GL-PCR Send Mass Additions percent to the main page for	Line descriptions currently default to the batch description entered in the GL-PCR tool, a request has been made to use the original line description from the HART Report (Reg/OT/VAC).... Could pull the description from the original transaction and default the	TO DO	

T	Key	Summary	Description	Status	P
		Reviewing the entry	line description to it.		
	FMS-1840	GL-PCR Add tabbing ability to search screen	Add the ability to hit "tab" to move between fields in the search screen.	TO DO	
	FMS-1841	GL-PCR Add copy/past functionality	Ability to copy changes from one GL line to another in the single adjustment process	TO DO	
	FMS-1844	GL-PCR Exclude lines with object codes 6052 & 6072	For Prior Year payroll entries, can we exclude being able to reclass from 6052 & 6072.	TO DO	
	FMS-1846	GL-PCR High congestion search screen behavior	On the search screen (during high congestion) deselecting the subactivity is slow or not possible at all. To get around this, the clear button can be used and the fields must be re-filled.	TO DO	
	FMS-3958	GL-PCR Add line numbers to the Selected Adjustment lines section of the GL-PCR	Adjusters submitting multi-line adjustment batches currently have a difficult time sorting through the lines. Adding an Adjustment Line number column that correlates the lines in the two sections will make it easier for adjusters to navigate their batches.	TO DO	
	FMS-3959	GL-PCR Allow the sections of an adjustment to expand in pop-up windows	Adjusters submitting multi-line adjustment batches currently have a difficult time sorting through the lines. Adding the ability to expand the <i>Selected Adjustment lines</i> and <i>GL Adjustment - Details</i> sections of an adjustment within a pop-up window would make navigating an adjustment easier for the adjuster.	TO DO	
	FMS-4057	GL-PCR Update User Guide	GL-PCR User Guide has not been updated since we changed the look of it and added the PFY toggle. Images in the current document are outdated.	TO DO	