

GL-PCR Fringe Defaults

Purpose

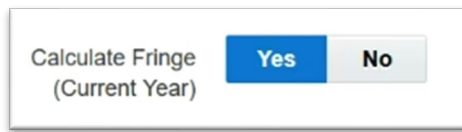
Use this document to understand fringe calculations in the GL-PCR module

GL-PCR Standard Adjustments

A standard adjustment is a GL-PCR batch that does not use the Mass Adjust feature of the tool.

- Current Fiscal Year (CFY)

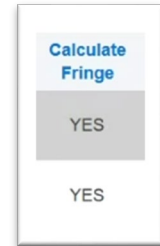
When the user clicks on the pencil icon to adjust the line, the resulting “GL Adjustment For Line” pop-up shows the following buttons in the upper right:



Fringe will be calculated for lines when the **Calculate Fringe (Current Year)** toggle button is set to **Yes**. The highlighted **Yes** indicates that fringe will be calculated in the nightly Oracle GL Fringe Allocation.

The user then click **Apply** to exit the pop-up of the adjustment line.

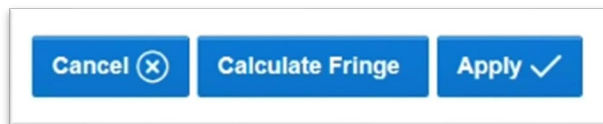
The GL Adjustment – Details area will have “**YES**” in the column “Calculate Fringe” for all lines. This is as expected. This informs the nightly Oracle GL Fringe Allocation to calculate fringe for these lines.



Fringe will **NOT** be calculated for lines when the **Calculate Fringe (Current Year)** toggle button is set to **No**. The GL Adjustment – Details area will have “**NO**” in the column “Calculate Fringe” for all lines.

- Prior Fiscal Year (PFY)

When the user clicks on the pencil icon to adjust the line, the resulting “GL Adjustment For Line” pop-up shows the following buttons on the lower right:

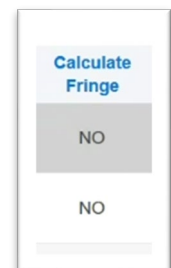


If Fringe is desired, the user should click on the **Calculate Fringe** button.

As a result, fringe lines are calculated and added to the bottom of adjustment lines. The user then click **Apply** to exit the pop-up of the adjustment line.

The GL Adjustment – Details area will have “**NO**” in the column “Calculate Fringe” for all lines. This is as expected. This informs the nightly Oracle GL Fringe Allocation to not calculate fringe again for these lines.

Fringe will **NOT** be calculated if the user **does not** click the “Calculate Fringe” button.

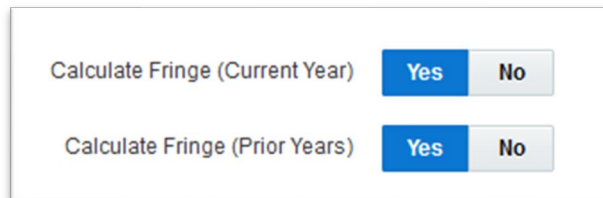


GL-PCR Mass Adjustments

A Mass Adjustment is a GL-PCR batch that uses the Mass Adjust feature of the tool.

- When using the **Mass Adjust** feature, Fringe defaults to be calculated for all adjustment lines. Prior Fiscal Year fringe lines will be calculated in the tool (lines will show after exiting the Mass Adjust feature area), while Current Fiscal Year fringe lines will be calculated via the nightly Oracle GL Fringe Allocation.

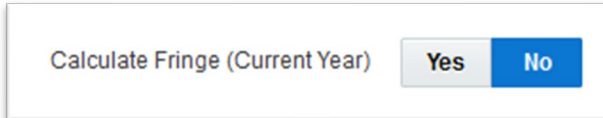
The toggle buttons in the Mass Adjust feature are in the upper right. The default is **Yes** to **Calculate Fringe** for Current Year and Prior Years.



Calculate Fringe (Current Year) Yes No

Calculate Fringe (Prior Years) Yes No

- To have fringe not calculate, for current fiscal year lines, select the **No** next to **Calculate Fringe (Current Year)**. The highlighted **No** indicates the fringe will not be calculated.



Calculate Fringe (Current Year) Yes No

- To have fringe not calculate, for prior fiscal year lines, select the **No** next to **Calculate Fringe (Prior Years)**. The highlighted **No** indicates the fringe will not be calculated.



Calculate Fringe (Prior Years) Yes No

Reminder

Do not choose to adjust fringe object codes in GL-PCR when having the fringe calculated automatically. (CFY Calculate Fringe Toggle button = Yes or clicking Calculate Fringe for PFY)
 Doing so may double the fringe calculation.

Expense Object Codes and associated Fringe Object Codes

Expense Object	Fringe Object
0147	0170
0148	0171
0149	0133
0150	0134
0151	0133
0152	0134
0153	0133
0154	0134
0155	0133
0156	0134
0157	0133
0158	0134
0160	6300
6010	6250
6020	6250
6030	6250
6040	6250
6050	6270
6051	6270

Expense Object	Fringe Object
6052	6270
6070	6280
6071	6280
6072	6280
6080	6290
6090	6300
6120	6300
6150	6260
6152	6262
6190	6320
6191	6320
6200	6321
6201	6321
6202	6321
6203	6321
6204	6321
6205	6321
6207	6321
6210	6322

Questions?

If you have any questions, please contact the HUIT Support Center at 617-495-7777, or via email at ithelp@harvard.edu.